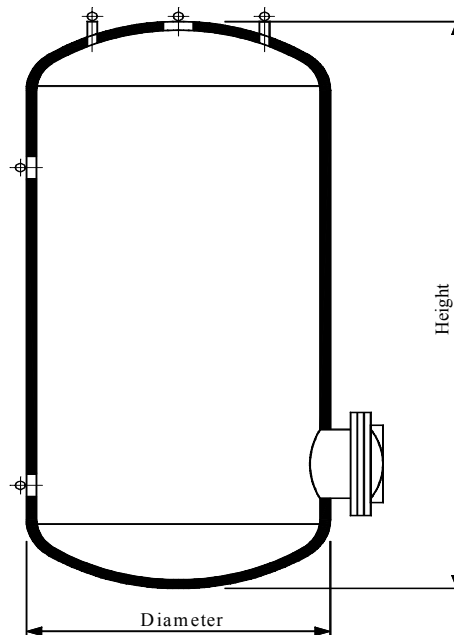


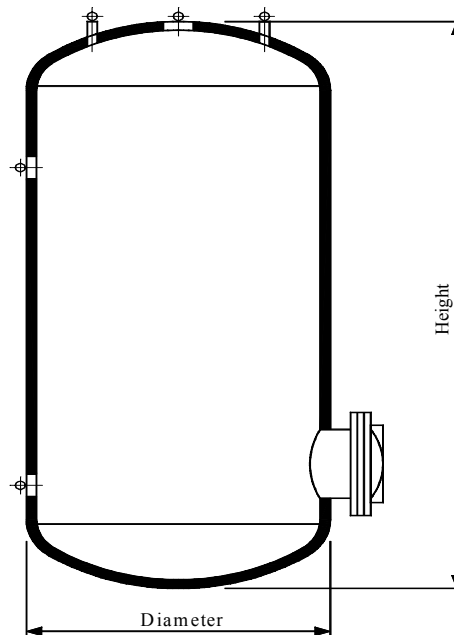
## Electric Hot Water Storage Tank Type MBVT 1.0/90



### **Technical Data (General)**

<b>Type</b>	: MBVT, 3-stage, Hot water Heater.
<b>Model</b>	: MBVT 1.0/90.
<b>Power</b>	: 90 K.W.
<b>No. of stages</b>	: Three.
<b>Testing pressure</b>	: 12 Bar.
<b>Working pressure</b>	: Up to 8 Bar.
<b>Material</b>	: Stainless Steel (304/316) / Carbon steel
<b>Ends</b>	: Spin Formed, dished ends.
<b>Thermal Efficiency</b>	: 95 %.
<b>Insulation</b>	: 50 mm of rock wool, density 70 Kg/m <sup>3</sup> , clad with Stainless Steel sheets (mirror) 304.
<b>Accessories</b>	: 1. Three temp. controller, for each stage. 2. Stand by temp. controller, for whole power. 3. Pressure controller, diff. 0.2 Bar. 4. Pressure relief Valve, DN 20. 5. Pressure gauge, range: 0-16 Bar. 6. temp. gauge: range: 0-120°C. 7. Glass level Indicator. 8. Air vent. 9. Inlet, Outlet valves, PN 16. 10. Drain valve, PN 16. 11. Electrical control panel, including Circuit breakers, Contactors, overload for each stage. Electrostatic paint.

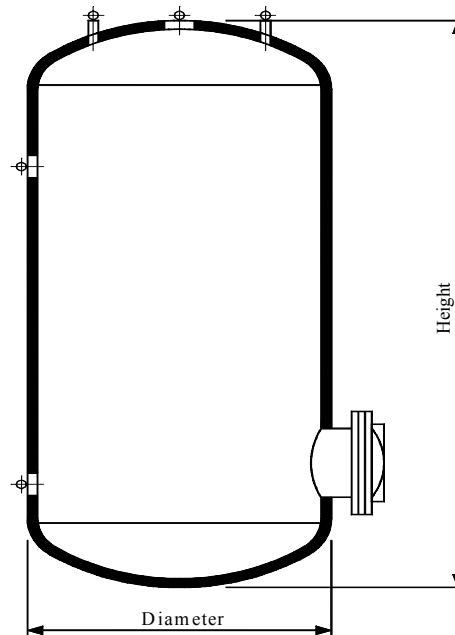
## Electric Hot Water Storage Tank Type MBVT 1.5/90



### **Technical Data (General)**

<b>Type</b>	: MBVT, 3-stage, Hot water Heater.
<b>Model</b>	: MBVT 1.5/90.
<b>Power</b>	: 90 K.W.
<b>No. of stages</b>	: Three.
<b>Testing pressure</b>	: 12 Bar.
<b>Working pressure</b>	: Up to 8 Bar.
<b>Material</b>	: Stainless Steel (304/316) / Carbon steel
<b>Ends</b>	: Spin Formed, dished ends.
<b>Thermal Efficiency</b>	: 95 %.
<b>Insulation</b>	: 50 mm of rock wool, density 70 Kg/m <sup>3</sup> , clad with Stainless Steel sheets (mirror) 304.
<b>Accessories</b>	: 1. Three temp. controller, for each stage. 2. Stand by temp. controller, for whole power. 3. Pressure controller, diff. 0.2 Bar. 4. Pressure relief Valve, DN 20. 5. Pressure gauge, range: 0-16 Bar. 6. temp. gauge: range: 0-120°C. 7. Glass level Indicator. 8. Air vent. 9. Inlet, Outlet valves, PN 16. 10. Drain valve, PN 16. 11. Electrical control panel, including Circuit breakers, Contactors, overload for each stage. Electrostatic paint.

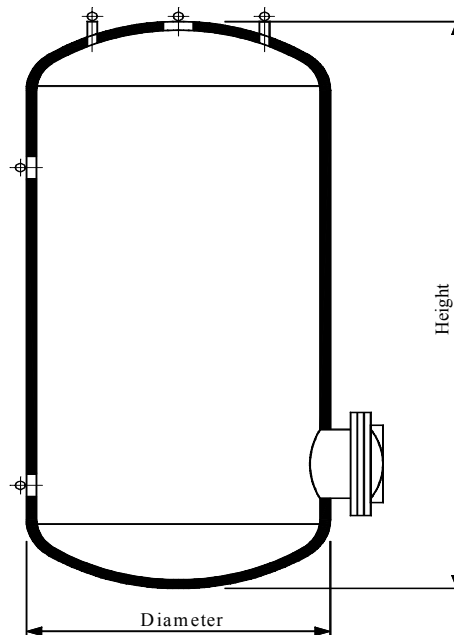
## Electric Hot Water Storage Tank Type MBVT 2.0/90



### **Technical Data (General)**

<b>Type</b>	: MBVT, 3-stage, Hot water Heater.
<b>Model</b>	: MBVT 2.0/90.
<b>Power</b>	: 90 K.W.
<b>No. of stages</b>	: Three.
<b>Testing pressure</b>	: 12 Bar.
<b>Working pressure</b>	: Up to 8 Bar.
<b>Material</b>	: Stainless Steel (304/316) / Carbon steel
<b>Ends</b>	: Spin Formed, dished ends.
<b>Thermal Efficiency</b>	: 95 %.
<b>Insulation</b>	: 50 mm of rock wool, density 70 Kg/m <sup>3</sup> , clad with Stainless Steel sheets (mirror) 304.
<b>Accessories</b>	: 1. Three temp. controller, for each stage. 2. Stand by temp. controller, for whole power. 3. Pressure controller, diff. 0.2 Bar. 4. Pressure relief Valve, DN 20. 5. Pressure gauge, range: 0-16 Bar. 6. temp. gauge: range: 0-120°C. 7. Glass level Indicator. 8. Air vent. 9. Inlet, Outlet valves, PN 16. 10. Drain valve, PN 16. 11. Electrical control panel, including Circuit breakers, Contactors, overload for each stage. Electrostatic paint.

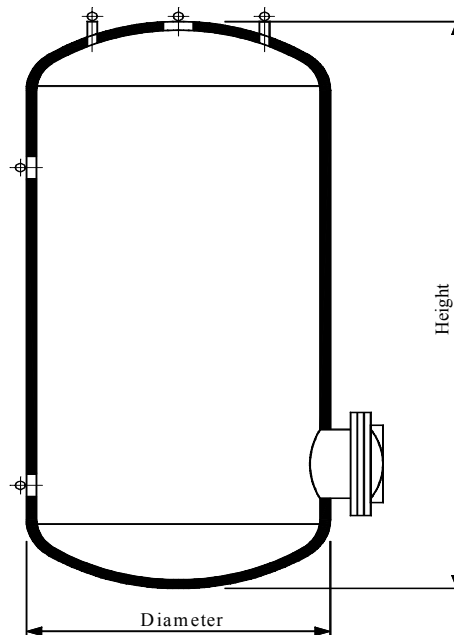
## Electric Hot Water Storage Tank Type MBVT 2.5/90



### **Technical Data (General)**

<b>Type</b>	: MBVT, 3-stage, Hot water Heater.
<b>Model</b>	: MBVT 2.5/90.
<b>Power</b>	: 90 K.W.
<b>No. of stages</b>	: Three.
<b>Testing pressure</b>	: 12 Bar.
<b>Working pressure</b>	: Up to 8 Bar.
<b>Material</b>	: Stainless Steel (304/316) / Carbon steel
<b>Ends</b>	: Spin Formed, dished ends.
<b>Thermal Efficiency</b>	: 95 %.
<b>Insulation</b>	: 50 mm of rock wool, density 70 Kg/m <sup>3</sup> , clad with Stainless Steel sheets (mirror) 304.
<b>Accessories</b>	: <ol style="list-style-type: none"><li>1. Three temp. controller, for each stage.</li><li>2. Stand by temp. controller, for whole power.</li><li>3. Pressure controller, diff. 0.2 Bar.</li><li>4. Pressure relief Valve, DN 20.</li><li>5. Pressure gauge, range: 0-16 Bar.</li><li>6. temp. gauge: range: 0-120°C.</li><li>7. Glass level Indicator.</li><li>8. Air vent.</li><li>9. Inlet, Outlet valves, PN 16.</li><li>10. Drain valve, PN 16.</li><li>11. Electrical control panel, including Circuit breakers, Contactors, overload for each stage. Electrostatic paint.</li></ol>

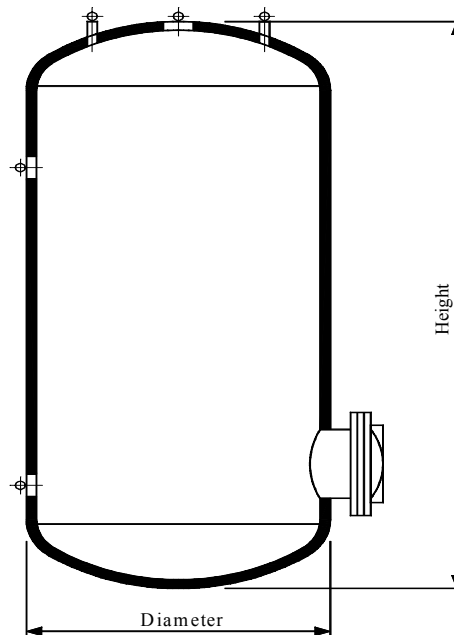
## Electric Hot Water Storage Tank Type MBVT 3.0/90



### **Technical Data (General)**

<b>Type</b>	: MBVT, 3-stage, Hot water Heater.
<b>Model</b>	: MBVT 3.0/90.
<b>Power</b>	: 90 K.W.
<b>No. of stages</b>	: Three.
<b>Testing pressure</b>	: 12 Bar.
<b>Working pressure</b>	: Up to 8 Bar.
<b>Material</b>	: Stainless Steel (304/316) / Carbon steel
<b>Ends</b>	: Spin Formed, dished ends.
<b>Thermal Efficiency</b>	: 95 %.
<b>Insulation</b>	: 50 mm of rock wool, density 70 Kg/m <sup>3</sup> , clad with Stainless Steel sheets (mirror) 304.
<b>Accessories</b>	: <ol style="list-style-type: none"><li>1. Three temp. controller, for each stage.</li><li>2. Stand by temp. controller, for whole power.</li><li>3. Pressure controller, diff. 0.2 Bar.</li><li>4. Pressure relief Valve, DN 20.</li><li>5. Pressure gauge, range: 0-16 Bar.</li><li>6. temp. gauge: range: 0-120°C.</li><li>7. Glass level Indicator.</li><li>8. Air vent.</li><li>9. Inlet, Outlet valves, PN 16.</li><li>10. Drain valve, PN 16.</li><li>11. Electrical control panel, including Circuit breakers, Contactors, overload for each stage. Electrostatic paint.</li></ol>

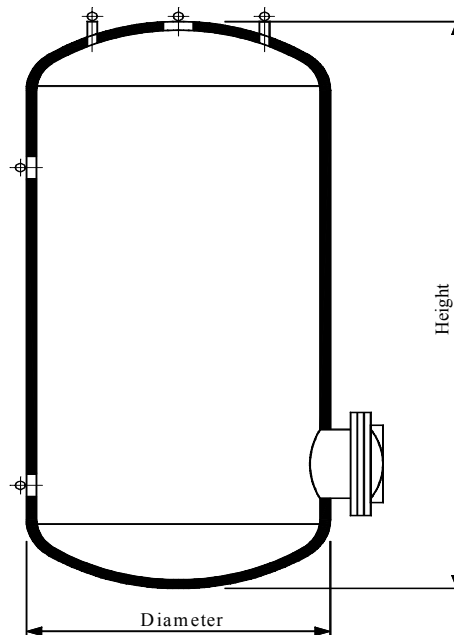
## Electric Hot Water Storage Tank Type MBVT 3.5/90



### **Technical Data (General)**

<b>Type</b>	: MBVT, 3-stage, Hot water Heater.
<b>Model</b>	: MBVT 3.5/90.
<b>Power</b>	: 90 K.W.
<b>No. of stages</b>	: Three.
<b>Testing pressure</b>	: 12 Bar.
<b>Working pressure</b>	: Up to 8 Bar.
<b>Material</b>	: Stainless Steel (304/316) / Carbon steel
<b>Ends</b>	: Spin Formed, dished ends.
<b>Thermal Efficiency</b>	: 95 %.
<b>Insulation</b>	: 50 mm of rock wool, density 70 Kg/m <sup>3</sup> , clad with Stainless Steel sheets (mirror) 304.
<b>Accessories</b>	: <ol style="list-style-type: none"><li>1. Three temp. controller, for each stage.</li><li>2. Stand by temp. controller, for whole power.</li><li>3. Pressure controller, diff. 0.2 Bar.</li><li>4. Pressure relief Valve, DN 20.</li><li>5. Pressure gauge, range: 0-16 Bar.</li><li>6. temp. gauge: range: 0-120°C.</li><li>7. Glass level Indicator.</li><li>8. Air vent.</li><li>9. Inlet, Outlet valves, PN 16.</li><li>10. Drain valve, PN 16.</li><li>11. Electrical control panel, including Circuit breakers, Contactors, overload for each stage. Electrostatic paint.</li></ol>

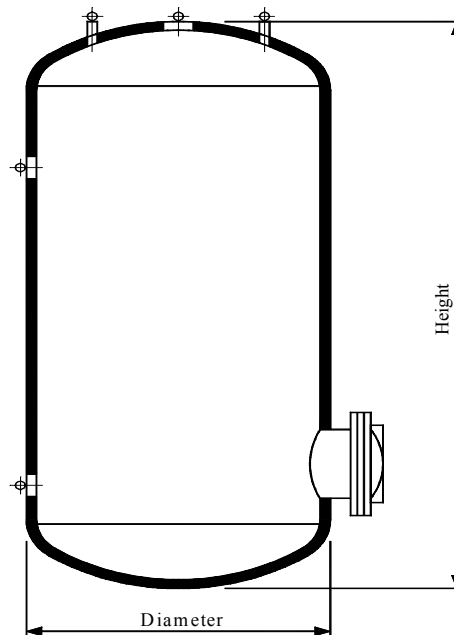
## Electric Hot Water Storage Tank Type MBVT 4.0/90



### **Technical Data (General)**

<b>Type</b>	: MBVT, 3-stage, Hot water Heater.
<b>Model</b>	: MBVT 4.0/90.
<b>Power</b>	: 90 K.W.
<b>No. of stages</b>	: Three.
<b>Testing pressure</b>	: 12 Bar.
<b>Working pressure</b>	: Up to 8 Bar.
<b>Material</b>	: Stainless Steel (304/316) / Carbon steel
<b>Ends</b>	: Spin Formed, dished ends.
<b>Thermal Efficiency</b>	: 95 %.
<b>Insulation</b>	: 50 mm of rock wool, density 70 Kg/m <sup>3</sup> , clad with Stainless Steel sheets (mirror) 304.
<b>Accessories</b>	: 1. Three temp. controller, for each stage. 2. Stand by temp. controller, for whole power. 3. Pressure controller, diff. 0.2 Bar. 4. Pressure relief Valve, DN 20. 5. Pressure gauge, range: 0-16 Bar. 6. temp. gauge: range: 0-120°C. 7. Glass level Indicator. 8. Air vent. 9. Inlet, Outlet valves, PN 16. 10. Drain valve, PN 16. 11. Electrical control panel, including Circuit breakers, Contactors, overload for each stage. Electrostatic paint.

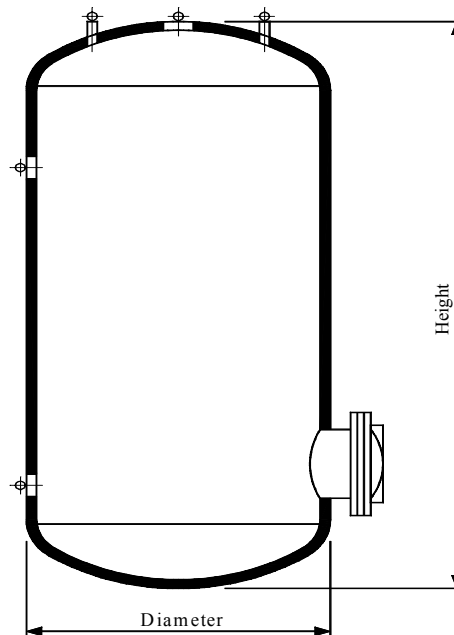
## Electric Hot Water Storage Tank Type MBVT 4.5/90



### **Technical Data (General)**

<b>Type</b>	: MBVT, 3-stage, Hot water Heater.
<b>Model</b>	: MBVT 4.5/90.
<b>Power</b>	: 90 K.W.
<b>No. of stages</b>	: Three.
<b>Testing pressure</b>	: 12 Bar.
<b>Working pressure</b>	: Up to 8 Bar.
<b>Material</b>	: Stainless Steel (304/316) / Carbon steel
<b>Ends</b>	: Spin Formed, dished ends.
<b>Thermal Efficiency</b>	: 95 %.
<b>Insulation</b>	: 50 mm of rock wool, density 70 Kg/m <sup>3</sup> , clad with Stainless Steel sheets (mirror) 304.
<b>Accessories</b>	: <ol style="list-style-type: none"><li>1. Three temp. controller, for each stage.</li><li>2. Stand by temp. controller, for whole power.</li><li>3. Pressure controller, diff. 0.2 Bar.</li><li>4. Pressure relief Valve, DN 20.</li><li>5. Pressure gauge, range: 0-16 Bar.</li><li>6. temp. gauge: range: 0-120°C.</li><li>7. Glass level Indicator.</li><li>8. Air vent.</li><li>9. Inlet, Outlet valves, PN 16.</li><li>10. Drain valve, PN 16.</li><li>11. Electrical control panel, including Circuit breakers, Contactors, overload for each stage. Electrostatic paint.</li></ol>

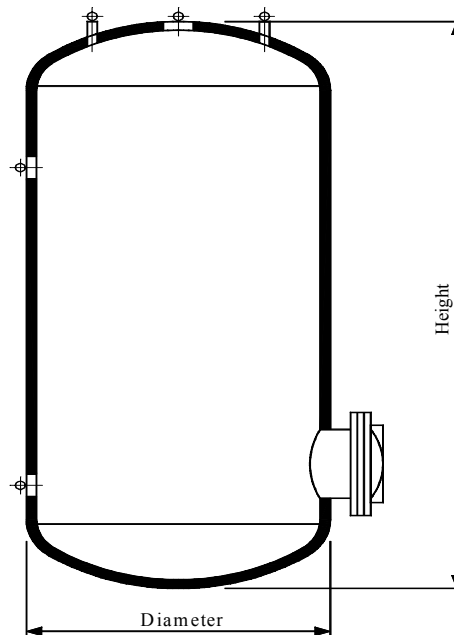
## Electric Hot Water Storage Tank Type MBVT 5.0/90



### **Technical Data (General)**

<b>Type</b>	: MBVT, 3-stage, Hot water Heater.
<b>Model</b>	: MBVT 5.0/90.
<b>Power</b>	: 90 K.W.
<b>No. of stages</b>	: Three.
<b>Testing pressure</b>	: 12 Bar.
<b>Working pressure</b>	: Up to 8 Bar.
<b>Material</b>	: Stainless Steel (304/316) / Carbon steel
<b>Ends</b>	: Spin Formed, dished ends.
<b>Thermal Efficiency</b>	: 95 %.
<b>Insulation</b>	: 50 mm of rock wool, density 70 Kg/m <sup>3</sup> , clad with Stainless Steel sheets (mirror) 304.
<b>Accessories</b>	: <ol style="list-style-type: none"><li>1. Three temp. controller, for each stage.</li><li>2. Stand by temp. controller, for whole power.</li><li>3. Pressure controller, diff. 0.2 Bar.</li><li>4. Pressure relief Valve, DN 20.</li><li>5. Pressure gauge, range: 0-16 Bar.</li><li>6. temp. gauge: range: 0-120°C.</li><li>7. Glass level Indicator.</li><li>8. Air vent.</li><li>9. Inlet, Outlet valves, PN 16.</li><li>10. Drain valve, PN 16.</li><li>11. Electrical control panel, including Circuit breakers, Contactors, overload for each stage. Electrostatic paint.</li></ol>

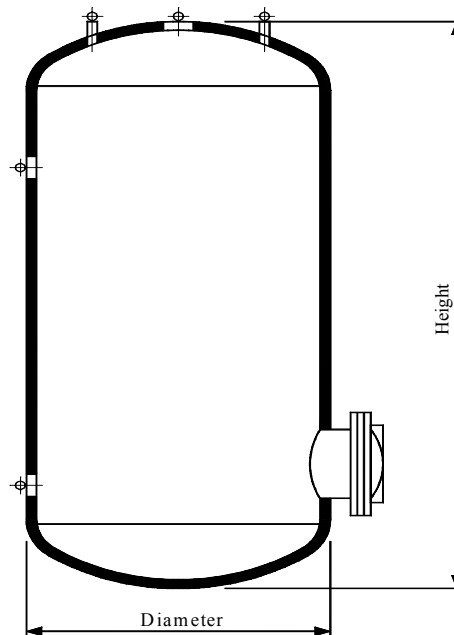
## Electric Hot Water Storage Tank Type MBVT 6.0/90



### **Technical Data (General)**

<b>Type</b>	: MBVT, 3-stage, Hot water Heater.
<b>Model</b>	: MBVT 6.0/90.
<b>Power</b>	: 90 K.W.
<b>No. of stages</b>	: Three.
<b>Testing pressure</b>	: 12 Bar.
<b>Working pressure</b>	: Up to 8 Bar.
<b>Material</b>	: Stainless Steel (304/316) / Carbon steel
<b>Ends</b>	: Spin Formed, dished ends.
<b>Thermal Efficiency</b>	: 95 %.
<b>Insulation</b>	: 50 mm of rock wool, density 70 Kg/m <sup>3</sup> , clad with Stainless Steel sheets (mirror) 304.
<b>Accessories</b>	: 1. Three temp. controller, for each stage. 2. Stand by temp. controller, for whole power. 3. Pressure controller, diff. 0.2 Bar. 4. Pressure relief Valve, DN 20. 5. Pressure gauge, range: 0-16 Bar. 6. temp. gauge: range: 0-120°C. 7. Glass level Indicator. 8. Air vent. 9. Inlet, Outlet valves, PN 16. 10. Drain valve, PN 16. 11. Electrical control panel, including Circuit breakers, Contactors, overload for each stage. Electrostatic paint.

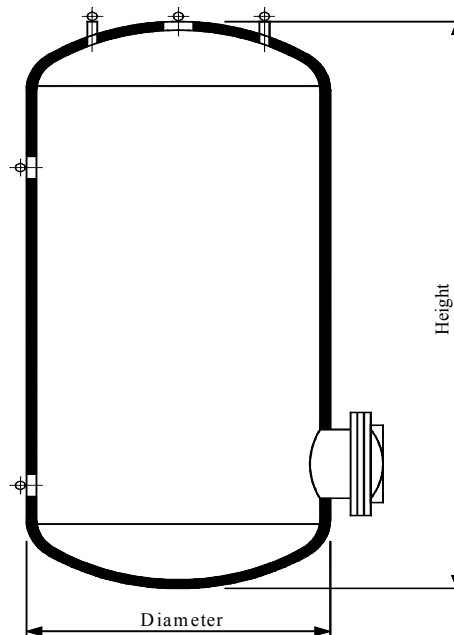
## Electric Hot Water Storage Tank Type MBVT 7.0/90



### **Technical Data (General)**

<b>Type</b>	: MBVT, 3-stage, Hot water Heater.
<b>Model</b>	: MBVT 7.0/90.
<b>Power</b>	: 90 K.W.
<b>No. of stages</b>	: Three.
<b>Testing pressure</b>	: 12 Bar.
<b>Working pressure</b>	: Up to 8 Bar.
<b>Material</b>	: Stainless Steel (304/316) / Carbon steel
<b>Ends</b>	: Spin Formed, dished ends.
<b>Thermal Efficiency</b>	: 95 %.
<b>Insulation</b>	: 50 mm of rock wool, density 70 Kg/m <sup>3</sup> , clad with Stainless Steel sheets (mirror) 304.
<b>Accessories</b>	: 1. Three temp. controller, for each stage. 2. Stand by temp. controller, for whole power. 3. Pressure controller, diff. 0.2 Bar. 4. Pressure relief Valve, DN 20. 5. Pressure gauge, range: 0-16 Bar. 6. temp. gauge: range: 0-120°C. 7. Glass level Indicator. 8. Air vent. 9. Inlet, Outlet valves, PN 16. 10. Drain valve, PN 16. 11. Electrical control panel, including Circuit breakers, Contactors, overload for each stage. Electrostatic paint.

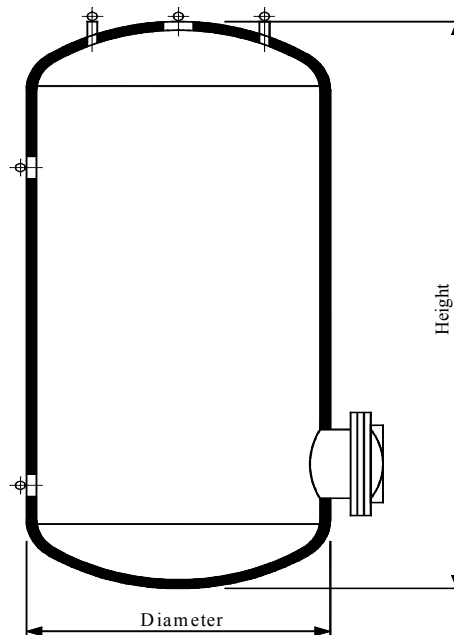
## Electric Hot Water Storage Tank Type MBVT 8.0/90



### **Technical Data (General)**

<b>Type</b>	: MBVT, 3-stage, Hot water Heater.
<b>Model</b>	: MBVT 8.0/90.
<b>Power</b>	: 90 K.W.
<b>No. of stages</b>	: Three.
<b>Testing pressure</b>	: 12 Bar.
<b>Working pressure</b>	: Up to 8 Bar.
<b>Material</b>	: Stainless Steel (304/316) / Carbon steel
<b>Ends</b>	: Spin Formed, dished ends.
<b>Thermal Efficiency</b>	: 95 %.
<b>Insulation</b>	: 50 mm of rock wool, density 70 Kg/m <sup>3</sup> , clad with Stainless Steel sheets (mirror) 304.
<b>Accessories</b>	: <ol style="list-style-type: none"><li>1. Three temp. controller, for each stage.</li><li>2. Stand by temp. controller, for whole power.</li><li>3. Pressure controller, diff. 0.2 Bar.</li><li>4. Pressure relief Valve, DN 20.</li><li>5. Pressure gauge, range: 0-16 Bar.</li><li>6. temp. gauge: range: 0-120°C.</li><li>7. Glass level Indicator.</li><li>8. Air vent.</li><li>9. Inlet, Outlet valves, PN 16.</li><li>10. Drain valve, PN 16.</li><li>11. Electrical control panel, including Circuit breakers, Contactors, overload for each stage. Electrostatic paint.</li></ol>

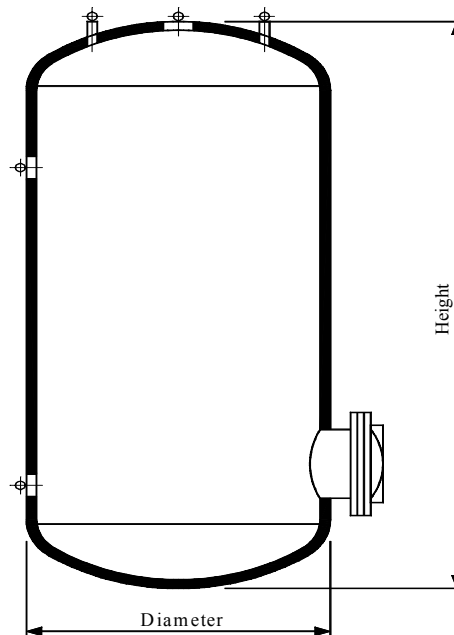
## Electric Hot Water Storage Tank Type MBVT 9.0/90



### **Technical Data (General)**

<b>Type</b>	: MBVT, 3-stage, Hot water Heater.
<b>Model</b>	: MBVT 9.0/90.
<b>Power</b>	: 90 K.W.
<b>No. of stages</b>	: Three.
<b>Testing pressure</b>	: 12 Bar.
<b>Working pressure</b>	: Up to 8 Bar.
<b>Material</b>	: Stainless Steel (304/316) / Carbon steel
<b>Ends</b>	: Spin Formed, dished ends.
<b>Thermal Efficiency</b>	: 95 %.
<b>Insulation</b>	: 50 mm of rock wool, density 70 Kg/m <sup>3</sup> , clad with Stainless Steel sheets (mirror) 304.
<b>Accessories</b>	: <ol style="list-style-type: none"><li>1. Three temp. controller, for each stage.</li><li>2. Stand by temp. controller, for whole power.</li><li>3. Pressure controller, diff. 0.2 Bar.</li><li>4. Pressure relief Valve, DN 20.</li><li>5. Pressure gauge, range: 0-16 Bar.</li><li>6. temp. gauge: range: 0-120°C.</li><li>7. Glass level Indicator.</li><li>8. Air vent.</li><li>9. Inlet, Outlet valves, PN 16.</li><li>10. Drain valve, PN 16.</li><li>11. Electrical control panel, including Circuit breakers, Contactors, overload for each stage. Electrostatic paint.</li></ol>

## Electric Hot Water Storage Tank Type MBVT 10/90



### **Technical Data (General)**

<b>Type</b>	: MBVT, 3-stage, Hot water Heater.
<b>Model</b>	: MBVT 10/90.
<b>Power</b>	: 90 K.W.
<b>No. of stages</b>	: Three.
<b>Testing pressure</b>	: 12 Bar.
<b>Working pressure</b>	: Up to 8 Bar.
<b>Material</b>	: Stainless Steel (304/316) / Carbon steel
<b>Ends</b>	: Spin Formed, dished ends.
<b>Thermal Efficiency</b>	: 95 %.
<b>Insulation</b>	: 50 mm of rock wool, density 70 Kg/m <sup>3</sup> , clad with Stainless Steel sheets (mirror) 304.
<b>Accessories</b>	: <ol style="list-style-type: none"><li>1. Three temp. controller, for each stage.</li><li>2. Stand by temp. controller, for whole power.</li><li>3. Pressure controller, diff. 0.2 Bar.</li><li>4. Pressure relief Valve, DN 20.</li><li>5. Pressure gauge, range: 0-16 Bar.</li><li>6. temp. gauge: range: 0-120°C.</li><li>7. Glass level Indicator.</li><li>8. Air vent.</li><li>9. Inlet, Outlet valves, PN 16.</li><li>10. Drain valve, PN 16.</li><li>11. Electrical control panel, including Circuit breakers, Contactors, overload for each stage. Electrostatic paint.</li></ol>