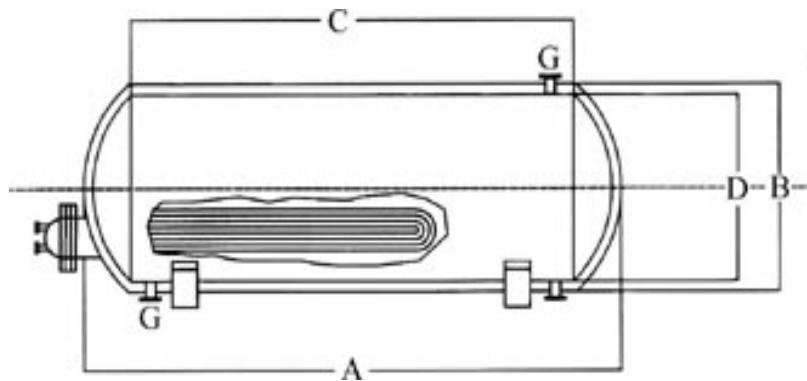


Storage Heat Exchanger Type HEX 0.05



Type HEX	Capacity Lt.	A	B	C	D	G	S.V
0.05	500	2000	750	1500	650	DN 25	DN 15

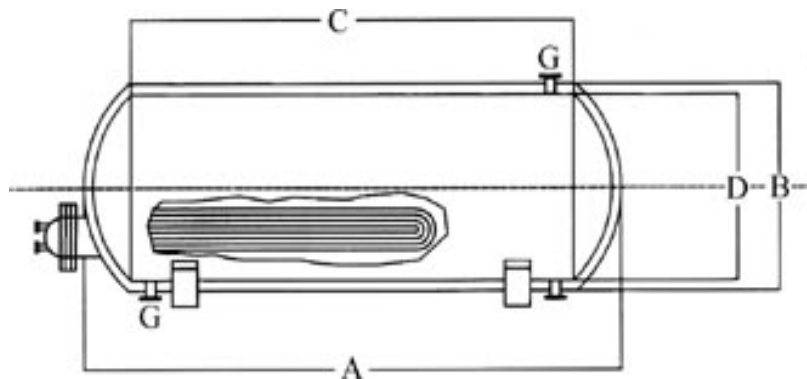
Technical Specification:

Type	: HEX 0.05.
Model	: U. tube, heat bundle, horizontal, Water to Water.
Working Press	: 4 bar. (10 bar option)
Testing Press	: 6 bar. (16 bar option)
Material	: Shell : Stainless steel (304/316) / Carbon steel epoxy lining / Copper / Galvanized. : Tube sheet : Stainless steel (304/316) / Carbon steel epoxy lining / Copper / Galvanized. : Baffles : Stainless steel (304/316) / Carbon steel epoxy lining / Copper / Galvanized. : Coil : Stainless steel (304/316) / Carbon steel / Copper ¾ inch.
Storage Capacity	: 500 Lt.
Water Heating Up	: 5-60° C.
Connections	: Water Inlet : DN 20, PN 16. : Water Outlet : DN 20, PN 16. : Domestic Water : DN 25, PN 16. : Cold Water Inlet : DN 25, PN 16.
Insulation	: 50 mm of glass wool, density 24 Kg m ³ Cladded by stainless steel sheets (Mirror 304).
Gas Kets	: Amient-lead sealing.
Painting	: Silver Enamel, anti corrosion, heat resistance coating.
Platform	: Channel section, height: 15 cm.

Performance Data: (Example for St. St. 304 material)

	Tube Side	Shell Side	
	Water	Water	
Fluid Cir.			
Total Flow	2500	2500	L/hr
Specific Gravity.	0.98	0.98	-----
Specific Heat.	4.18	4.18	K.J/Kg.C
Viscosity	0.41	0.41	Centipoises
Thermal Conductivity	0.66	0.66	W/m.k.
Inlet Temperature.	15	90	° C
Outlet Temperature.	35	70	° C
Steam Pressure	-----	-----	-----
Velocity	2.0	2.0	m/sec.
Pressure Drop	0.2	0.2	bar
Heat Transfer Characteristic:			
	50 000		K.cal/ hr
LMTD	55		°C
LMTD Correction Factor	1.00		-----
Shell Side Film Coef.	3010		K.cal/rm ² .C
Tube Side Film Coef.	3010		K.cal/rm ² .C
Total Fouling – Requested	0.000996		hr.m ² .C/k.cal
Total Fouling –Actual	0.00135		hr.m ² .C/k.cal
Overall “U” Valve	1004		K.cal/hr. m ² .C
Surface Area- Required	0.9		m ²

Storage Heat Exchanger Type HEX 0.10



Type HEX	Capacity Lt.	A	B	C	D	G	S.V
0.10	1000	2000	1050	1500	950	DN 25	DN 15

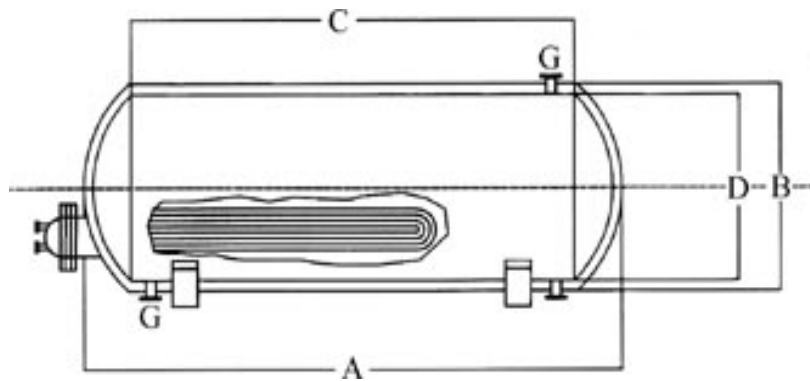
Technical Specification:

Type	: HEX 0.10.		
Model	: U. tube, heat bundle, horizontal, Water to Water.		
Working Press	: 4 bar. (10 bar option)		
Testing Press	: 6 bar. (16 bar option)		
Material	: Shell	: Stainless steel (304/316) / Carbon steel epoxy lining / Copper / Galvanized.	
	: Tube sheet	: Stainless steel (304/316) / Carbon steel epoxy lining / Copper / Galvanized.	
	: Baffles	: Stainless steel (304/316) / Carbon steel epoxy lining / Copper / Galvanized.	
	: Coil	: Stainless steel (304/316) / Carbon steel / Copper ¾ inch.	
Storage Capacity	: 1000 Lt.		
Water Heating Up	: 5-60° C.		
Connections	: Water Inlet	: DN 20, PN 16.	
	: Water Outlet	: DN 20, PN 16.	
	: Domestic Water	: DN 25, PN 16.	
	: Cold Water Inlet	: DN 25, PN 16.	
Insulation	: 50 mm of glass wool, density 24 Kg m ³ Cladded by stainless steel sheets (Mirror 304).		
Gas Kets	: Amient-lead sealing.		
Painting	: Silver Enamel, anti corrosion, heat resistance coating.		
Platform	: Channel section, height: 15 cm.		

Performance Data: (Example for St. St. 304 material)

	Tube Side	Shell Side	
	Water	Water	
Fluid Cir.			
Total Flow	2500	2500	L/hr
Specific Gravity.	0.98	0.98	-----
Specific Heat.	4.18	4.18	K.J/Kg.C
Viscosity	0.41	0.41	Centipoises
Thermal Conductivity	0.66	0.66	W/m.k.
Inlet Temperature.	15	90	° C
Outlet Temperature.	35	70	° C
Steam Pressure	-----	-----	-----
Velocity	2.0	2.0	m/sec.
Pressure Drop	0.2	0.2	bar
Heat Transfer Characteristic:			
	50 000		K.cal/ hr
LMTD	55		°C
LMTD Correction Factor	1.00		-----
Shell Side Film Coef.	3010		K.cal/rm ² .C
Tube Side Film Coef.	3010		K.cal/rm ² .C
Total Fouling – Requested	0.000996		hr.m ² .C/k.cal
Total Fouling –Actual	0.00135		hr.m ² .C/k.cal
Overall “U” Valve	1004		K.cal/hr. m ² .C
Surface Area- Required	1.38		m ²

Storage Heat Exchanger Type HEX 0.15



Type HEX	Capacity Lt.	A	B	C	D	G	S.V
0.15	1500	2500	1050	2000	950	DN 25	DN 20

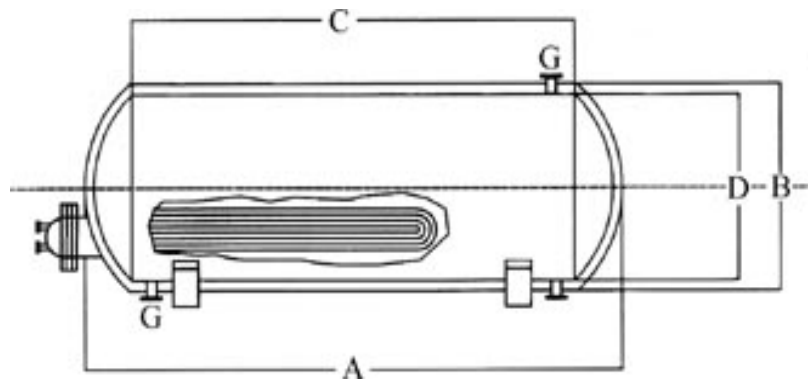
Technical Specification:

Type	: HEX 0.15.		
Model	: U. tube, heat bundle, horizontal, Water to Water.		
Working Press	: 4 bar. (10 bar option)		
Testing Press	: 6 bar. (16 bar option)		
Material	: Shell	: Stainless steel (304/316) / Carbon steel epoxy lining / Copper / Galvanized.	
	: Tube sheet	: Stainless steel (304/316) / Carbon steel epoxy lining / Copper / Galvanized.	
	: Baffles	: Stainless steel (304/316) / Carbon steel epoxy lining / Copper / Galvanized.	
	: Coil	: Stainless steel (304/316) / Carbon steel / Copper ¾ inch.	
Storage Capacity	: 1500 Lt.		
Water Heating Up	: 5-60° C.		
Connections	: Water Inlet	: DN 40, PN 16.	
	: Water Outlet	: DN 40, PN 16.	
	: Domestic Water	: DN 25, PN 16.	
	: Cold Water Inlet	: DN 25, PN 16.	
Insulation	: 50 mm of glass wool, density 24 Kg m ³ Cladded by stainless steel sheets (Mirror 304).		
Gas Kets	: Amient-lead sealing.		
Painting	: Silver Enamel, anti corrosion, heat resistance coating.		
Platform	: Channel section, height: 15 cm.		

Performance Data: (Example for St. St. 304 material)

	Tube Side	Shell Side	
	Water	Water	
Fluid Cir.			
Total Flow	5000	5000	L/hr
Specific Gravity.	0.98	0.98	-----
Specific Heat.	4.18	4.18	K.J/Kg.C
Viscosity	0.41	0.41	Centipoises
Thermal Conductivity	0.66	0.66	W/m.k.
Inlet Temperature.	15	90	° C
Outlet Temperature.	35	70	° C
Steam Pressure	-----	-----	-----
Velocity	2.0	2.0	m/sec.
Pressure Drop	0.2	0.2	bar
Heat Transfer Characteristic:			
	100 000		K.cal/ hr
LMTD	55		°C
LMTD Correction Factor	1.00		-----
Shell Side Film Coef.	3010		K.cal/rm ² .C
Tube Side Film Coef.	3010		K.cal/rm ² .C
Total Fouling – Requested	0.000996		hr.m ² .C/k.cal
Total Fouling –Actual	0.00135		hr.m ² .C/k.cal
Overall “U” Valve	1004		K.cal/hr. m ² .C
Surface Area- Required	2.05		m ²

Storage Heat Exchanger Type HEX 0.20



Type HEX	Capacity Lt.	A	B	C	D	G	S.V
0.20	2000	3500	1050	3000	950	DN 40	DN 20

Technical Specification:

Type	: HEX 0.20.
Model	: U. tube, heat bundle, horizontal, Water to Water.
Working Press	: 4 bar. (10 bar option)
Testing Press	: 6 bar. (16 bar option)
Material	: Shell : Stainless steel (304/316) / Carbon steel epoxy lining / Copper / Galvanized.
	: Tube sheet : Stainless steel (304/316) / Carbon steel epoxy lining / Copper / Galvanized.
	: Baffles : Stainless steel (304/316) / Carbon steel epoxy lining / Copper / Galvanized.
	: Coil : Stainless steel (304/316) / Carbon steel / Copper ¾ inch.

Storage Capacity : 2000 Lt.

Water Heating Up : 5-60° C.

Connections : **Water Inlet** : DN 40, PN 16.

: **Water Outlet** : DN 40, PN 16.

: **Domestic Water** : DN 40, PN 16.

: **Cold Water Inlet** : DN 40, PN 16.

Insulation : 50 mm of glass wool, density 24 Kg m³ Cladded by stainless steel sheets (Mirror 304).

Gas Kets : Amient-lead sealing.

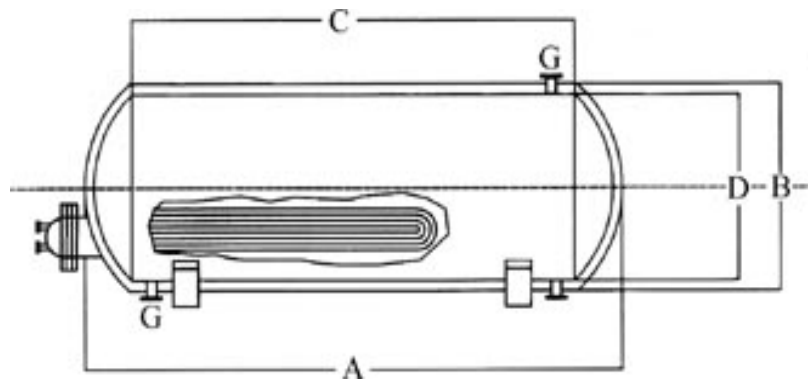
Painting : Silver Enamel, anti corrosion, heat resistance coating.

Platform : Channel section, height: 15 cm.

Performance Data: (Example for St. St. 304 material)

	Tube Side Water	Shell Side Water	
Fluid Cir.			
Total Flow	5000	5000	L/hr
Specific Gravity.	0.98	0.98	-----
Specific Heat.	4.18	4.18	K.J/Kg.C
Viscosity	0.41	0.41	Centipoises
Thermal Conductivity	0.66	0.66	W/m.k.
Inlet Temperature.	15	90	° C
Outlet Temperature.	35	70	° C
Steam Pressure	-----	-----	-----
Velocity	2.0	2.0	m/sec.
Pressure Drop	0.2	0.2	bar
Heat Transfer Characteristic:			
	100 000		K.cal/ hr
LMTD	55		°C
LMTD Correction Factor	1.00		-----
Shell Side Film Coef.	3010		K.cal/rm ² .C
Tube Side Film Coef.	3010		K.cal/rm ² .C
Total Fouling – Requested	0.000996		hr.m ² .C/k.cal
Total Fouling –Actual	0.00135		hr.m ² .C/k.cal
Overall “U” Valve	1004		K.cal/hr. m ² .C
Surface Area- Required	2.95		m ²

Storage Heat Exchanger Type HEX 0.25



Type HEX	Capacity Lt.	A	B	C	D	G	S.V
0.25	2500	2500	1370	2000	1270	DN 40	DN 20

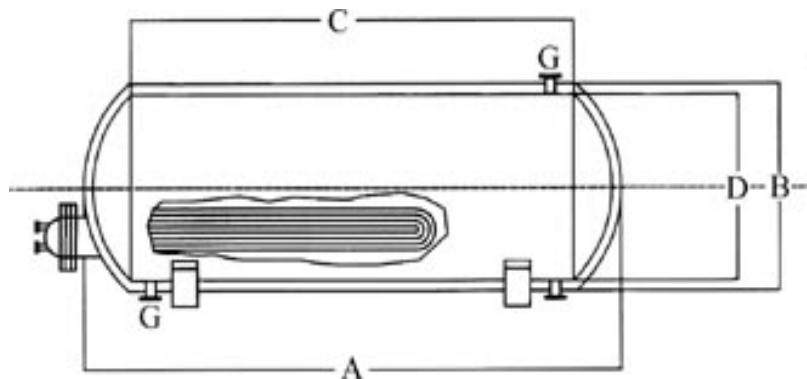
Technical Specification:

Type	: HEX 0.25.	
Model	: U. tube, heat bundle, horizontal, Water to Water.	
Working Press	: 4 bar. (10 bar option)	
Testing Press	: 6 bar. (16 bar option)	
Material	: Shell	: Stainless steel (304/316) / Carbon steel epoxy lining / Copper / Galvanized.
	: Tube sheet	: Stainless steel (304/316) / Carbon steel epoxy lining / Copper / Galvanized.
	: Baffles	: Stainless steel (304/316) / Carbon steel epoxy lining / Copper / Galvanized.
	: Coil	: Stainless steel (304/316) / Carbon steel / Copper ¾ inch.
Storage Capacity	: 2500 Lt.	
Water Heating Up	: 5-60° C.	
Connections	: Water Inlet	: DN 40, PN 16.
	: Water Outlet	: DN 40, PN 16.
	: Domestic Water	: DN 40, PN 16.
	: Cold Water Inlet	: DN 40, PN 16.
Insulation	: 50 mm of glass wool, density 24 Kg m ³ Cladded by stainless steel sheets (Mirror 304).	
Gas Kets	: Amient-lead sealing.	
Painting	: Silver Enamel, anti corrosion, heat resistance coating.	
Platform	: Channel section, height: 15 cm.	

Performance Data: (Example for St. St. 304 material)

	Tube Side	Shell Side	
	Water	Water	
Fluid Cir.			
Total Flow	7500	7500	L/hr
Specific Gravity.	0.98	0.98	-----
Specific Heat.	4.18	4.18	K.J/Kg.C
Viscosity	0.41	0.41	Centipoises
Thermal Conductivity	0.66	0.66	W/m.k.
Inlet Temperature.	15	90	° C
Outlet Temperature.	35	70	° C
Steam Pressure	-----	-----	-----
Velocity	2.0	2.0	m/sec.
Pressure Drop	0.2	0.2	bar
Heat Transfer Characteristic:			
	150 000		K.cal/ hr
LMTD	55		°C
LMTD Correction Factor	1.00		-----
Shell Side Film Coef.	3010		K.cal/rm ² .C
Tube Side Film Coef.	3010		K.cal/rm ² .C
Total Fouling – Requested	0.000996		hr.m ² .C/k.cal
Total Fouling –Actual	0.00135		hr.m ² .C/k.cal
Overall “U” Valve	1004		K.cal/hr. m ² .C
Surface Area- Required	2.7		m ²

Storage Heat Exchanger Type HEX 0.30



Type HEX	Capacity Lt.	A	B	C	D	G	S.V
0.30	3000	2750	1370	2250	1270	DN 40	DN 20

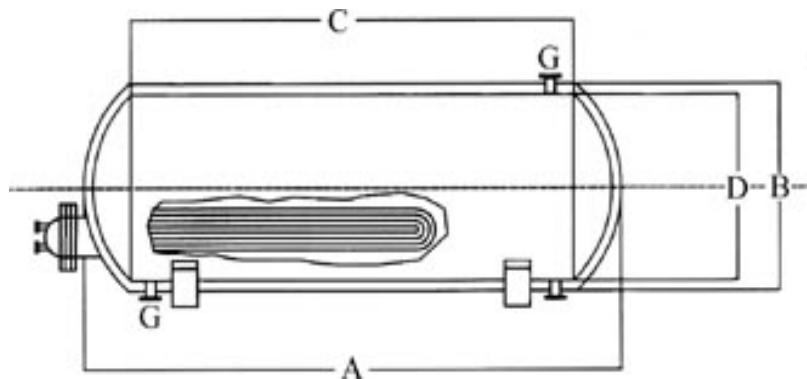
Technical Specification:

Type	: HEX 0.30.
Model	: U. tube, heat bundle, horizontal, Water to Water.
Working Press	: 4 bar. (10 bar option)
Testing Press	: 6 bar. (16 bar option)
Material	: Shell : Stainless steel (304/316) / Carbon steel epoxy lining / Copper / Galvanized.
	: Tube sheet : Stainless steel (304/316) / Carbon steel epoxy lining / Copper / Galvanized.
	: Baffles : Stainless steel (304/316) / Carbon steel epoxy lining / Copper / Galvanized.
	: Coil : Stainless steel (304/316) / Carbon steel / Copper ¾ inch.
Storage Capacity	: 3000 Lt.
Water Heating Up	: 5-60° C.
Connections	: Water Inlet : DN 40, PN 16.
	: Water Outlet : DN 40, PN 16.
	: Domestic Water : DN 40, PN 16.
	: Cold Water Inlet : DN 40, PN 16.
Insulation	: 50 mm of glass wool, density 24 Kg m ³ Cladded by stainless steel sheets (Mirror 304).
Gas Kets	: Amient-lead sealing.
Painting	: Silver Enamel, anti corrosion, heat resistance coating.
Platform	: Channel section, height: 15 cm.

Performance Data: (Example for St. St. 304 material)

	Tube Side	Shell Side	
	Water	Water	
Fluid Cir.			
Total Flow	7500	7500	L/hr
Specific Gravity.	0.98	0.98	-----
Specific Heat.	4.18	4.18	K.J/Kg.C
Viscosity	0.41	0.41	Centipoises
Thermal Conductivity	0.66	0.66	W/m.k.
Inlet Temperature.	15	90	° C
Outlet Temperature.	35	70	° C
Steam Pressure	-----	-----	-----
Velocity	2.0	2.0	m/sec.
Pressure Drop	0.2	0.2	bar
Heat Transfer Characteristic:			
	150 000		K.cal/ hr
LMTD	55		°C
LMTD Correction Factor	1.00		-----
Shell Side Film Coef.	3010		K.cal/rm ² .C
Tube Side Film Coef.	3010		K.cal/rm ² .C
Total Fouling – Requested	0.000996		hr.m ² .C/k.cal
Total Fouling –Actual	0.00135		hr.m ² .C/k.cal
Overall “U” Valve	1004		K.cal/hr. m ² .C
Surface Area- Required	4.2		m ²

Storage Heat Exchanger Type HEX 0.40



Type HEX	Capacity Lt.	A	B	C	D	G	S.V
0.40	4000	3500	1370	3000	1270	DN 50	DN 25

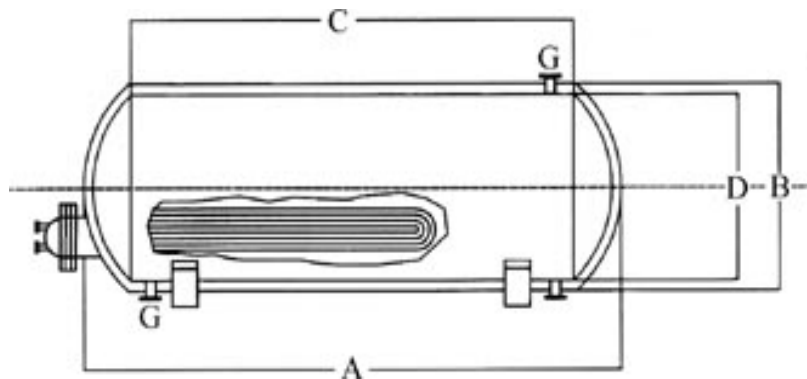
Technical Specification:

Type	: HEX 0.40.
Model	: U. tube, heat bundle, horizontal, Water to Water.
Working Press	: 4 bar. (10 bar option)
Testing Press	: 6 bar. (16 bar option)
Material	: Shell : Stainless steel (304/316) / Carbon steel epoxy lining / Copper / Galvanized. : Tube sheet : Stainless steel (304/316) / Carbon steel epoxy lining / Copper / Galvanized. : Baffles : Stainless steel (304/316) / Carbon steel epoxy lining / Copper / Galvanized. : Coil : Stainless steel (304/316) / Carbon steel / Copper ¾ inch.
Storage Capacity	: 4000 Lt.
Water Heating Up	: 5-60° C.
Connections	: Water Inlet : DN 50, PN 16. : Water Outlet : DN 50, PN 16. : Domestic Water : DN 50, PN 16. : Cold Water Inlet : DN 50, PN 16.
Insulation	: 50 mm of glass wool, density 24 Kg m ³ Cladded by stainless steel sheets (Mirror 304).
Gas Kets	: Amient-lead sealing.
Painting	: Silver Enamel, anti corrosion, heat resistance coating.
Platform	: Channel section, height: 15 cm.

Performance Data: (Example for St. St. 304 material)

	Tube Side	Shell Side	
Fluid Cir.	Water	Water	
Total Flow	10000	10000	L/hr
Specific Gravity.	0.98	0.98	-----
Specific Heat.	4.18	4.18	K.J/Kg.C
Viscosity	0.41	0.41	Centipoises
Thermal Conductivity	0.66	0.66	W/m.k.
Inlet Temperature.	15	90	° C
Outlet Temperature.	35	70	° C
Steam Pressure	-----	-----	-----
Velocity	2.0	2.0	m/sec.
Pressure Drop	0.2	0.2	bar
Heat Transfer Characteristic:			
	200 000		K.cal/ hr
LMTD	55		°C
LMTD Correction Factor	1.00		-----
Shell Side Film Coef.	3010		K.cal/rm ² .C
Tube Side Film Coef.	3010		K.cal/rm ² .C
Total Fouling – Requested	0.000996		hr.m ² .C/k.cal
Total Fouling –Actual	0.00135		hr.m ² .C/k.cal
Overall “U” Valve	1004		K.cal/hr. m ² .C
Surface Area- Required	5.4		m ²

Storage Heat Exchanger Type HEX 0.50



Type HEX	Capacity Lt.	A	B	C	D	G	S.V
0.50	5000	4500	1370	4000	1270	DN 50	DN 25

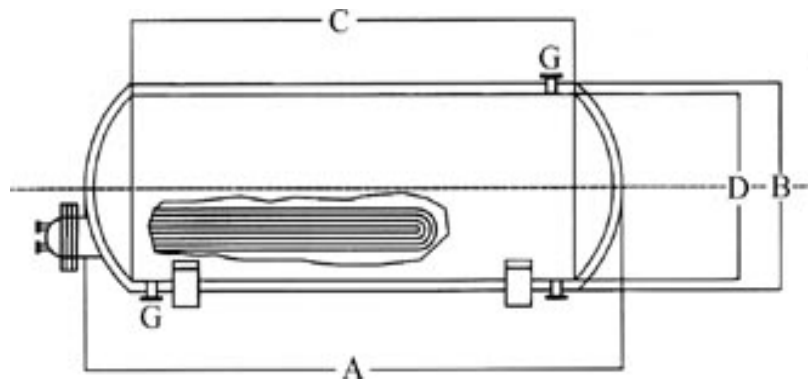
Technical Specification:

Type	: HEX 0.50.
Model	: U. tube, heat bundle, horizontal, Water to Water.
Working Press	: 4 bar. (10 bar option)
Testing Press	: 6 bar. (16 bar option)
Material	: Shell : Stainless steel (304/316) / Carbon steel epoxy lining / Copper / Galvanized. : Tube sheet : Stainless steel (304/316) / Carbon steel epoxy lining / Copper / Galvanized. : Baffles : Stainless steel (304/316) / Carbon steel epoxy lining / Copper / Galvanized. : Coil : Stainless steel (304/316) / Carbon steel / Copper ¾ inch.
Storage Capacity	: 5000 Lt.
Water Heating Up	: 5-60° C.
Connections	: Water Inlet : DN 50, PN 16. : Water Outlet : DN 50, PN 16. : Domestic Water : DN 50, PN 16. : Cold Water Inlet : DN 50, PN 16.
Insulation	: 50 mm of glass wool, density 24 Kg m ³ Cladded by stainless steel sheets (Mirror 304).
Gas Kets	: Amient-lead sealing.
Painting	: Silver Enamel, anti corrosion, heat resistance coating.
Platform	: Channel section, height: 15 cm.

Performance Data: (Example for St. St. 304 material)

	Tube Side	Shell Side	
	Water	Water	
Fluid Cir.			
Total Flow	15000	15000	L/hr
Specific Gravity.	0.98	0.98	-----
Specific Heat.	4.18	4.18	K.J/Kg.C
Viscosity	0.41	0.41	Centipoises
Thermal Conductivity	0.66	0.66	W/m.k.
Inlet Temperature.	15	90	° C
Outlet Temperature.	35	70	° C
Steam Pressure	-----	-----	-----
Velocity	2.0	2.0	m/sec.
Pressure Drop	0.2	0.2	bar
Heat Transfer Characteristic:			
	300 000		K.cal/ hr
LMTD	55		°C
LMTD Correction Factor	1.00		-----
Shell Side Film Coef.	3010		K.cal/rm ² .C
Tube Side Film Coef.	3010		K.cal/rm ² .C
Total Fouling – Requested	0.000996		hr.m ² .C/k.cal
Total Fouling –Actual	0.00135		hr.m ² .C/k.cal
Overall “U” Valve	1004		K.cal/hr. m ² .C
Surface Area- Required	6.69		m ²

Storage Heat Exchanger Type HEX 0.60



Type HEX	Capacity Lt.	A	B	C	D	G	S.V
0.60	6000	5250	1370	4750	1270	DN 50	DN 25

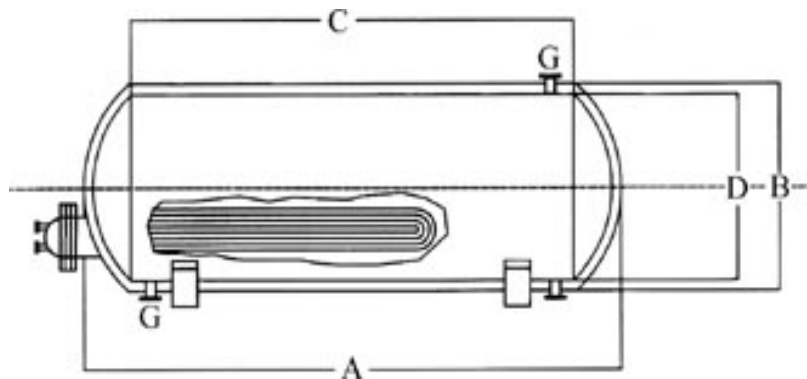
Technical Specification:

Type	: HEX 0.60.
Model	: U. tube, heat bundle, horizontal, Water to Water.
Working Press	: 4 bar. (10 bar option)
Testing Press	: 6 bar. (16 bar option)
Material	: Shell : Stainless steel (304/316) / Carbon steel epoxy lining / Copper / Galvanized. Tube sheet : Stainless steel (304/316) / Carbon steel epoxy lining / Copper / Galvanized. Baffles : Stainless steel (304/316) / Carbon steel epoxy lining / Copper / Galvanized. Coil : Stainless steel (304/316) / Carbon steel / Copper ¾ inch.
Storage Capacity	: 6000 Lt.
Water Heating Up	: 5-60° C.
Connections	: Water Inlet : DN 50, PN 16. Water Outlet : DN 50, PN 16. Domestic Water : DN 50, PN 16. Cold Water Inlet : DN 50, PN 16.
Insulation	: 50 mm of glass wool, density 24 Kg m ³ Cladded by stainless steel sheets (Mirror 304).
Gas Kets	: Amient-lead sealing.
Painting	: Silver Enamel, anti corrosion, heat resistance coating.
Platform	: Channel section, height: 15 cm.

Performance Data: (Example for St. St. 304 material)

	Tube Side	Shell Side	
	Water	Water	
Fluid Cir.			
Total Flow	15000	15000	L/hr
Specific Gravity.	0.98	0.98	-----
Specific Heat.	4.18	4.18	K.J/Kg.C
Viscosity	0.41	0.41	Centipoises
Thermal Conductivity	0.66	0.66	W/m.k.
Inlet Temperature.	15	90	° C
Outlet Temperature.	35	70	° C
Steam Pressure	-----	-----	-----
Velocity	2.0	2.0	m/sec.
Pressure Drop	0.2	0.2	bar
Heat Transfer Characteristic:			
	300 000		K.cal/ hr
LMTD	55		°C
LMTD Correction Factor	1.00		-----
Shell Side Film Coef.	3010		K.cal/rm ² .C
Tube Side Film Coef.	3010		K.cal/rm ² .C
Total Fouling – Requested	0.000996		hr.m ² .C/k.cal
Total Fouling –Actual	0.00135		hr.m ² .C/k.cal
Overall “U” Valve	1004		K.cal/hr. m ² .C
Surface Area- Required	7.98		m ²

Storage Heat Exchanger Type HEX 0.70



Type HEX	Capacity Lt.	A	B	C	D	G	S.V
0.70	7000	4000	1690	3500	1590	DN 50	DN 25

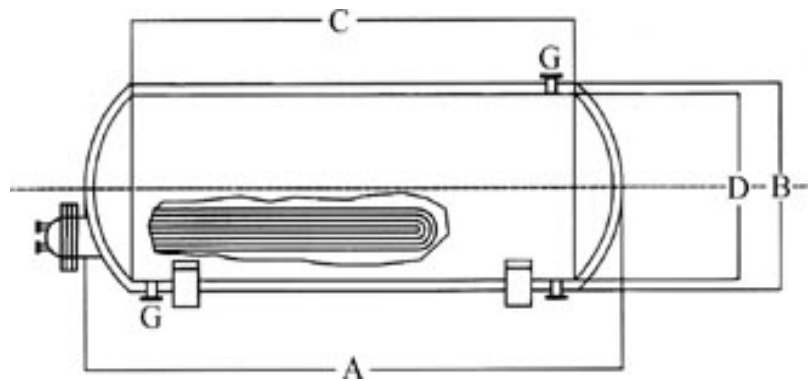
Technical Specification:

Type	: HEX 0.70.
Model	: U. tube, heat bundle, horizontal, Water to Water.
Working Press	: 4 bar. (10 bar option)
Testing Press	: 6 bar. (16 bar option)
Material	: Shell : Stainless steel (304/316) / Carbon steel epoxy lining / Copper / Galvanized. : Tube sheet : Stainless steel (304/316) / Carbon steel epoxy lining / Copper / Galvanized. : Baffles : Stainless steel (304/316) / Carbon steel epoxy lining / Copper / Galvanized. : Coil : Stainless steel (304/316) / Carbon steel / Copper ¾ inch.
Storage Capacity	: 7000 Lt.
Water Heating Up	: 5-60° C.
Connections	: Water Inlet : DN 50, PN 16. : Water Outlet : DN 50, PN 16. : Domestic Water : DN 50, PN 16. : Cold Water Inlet : DN 50, PN 16.
Insulation	: 50 mm of glass wool, density 24 Kg m ³ Cladded by stainless steel sheets (Mirror 304).
Gas Kets	: Amient-lead sealing.
Painting	: Silver Enamel, anti corrosion, heat resistance coating.
Platform	: Channel section, height: 15 cm.

Performance Data: (Example for St. St. 304 material)

	Tube Side	Shell Side	
	Water	Water	
Fluid Cir.			
Total Flow	20000	20000	L/hr
Specific Gravity.	0.98	0.98	-----
Specific Heat.	4.18	4.18	K.J/Kg.C
Viscosity	0.41	0.41	Centipoises
Thermal Conductivity	0.66	0.66	W/m.k.
Inlet Temperature.	15	90	° C
Outlet Temperature.	35	70	° C
Steam Pressure	-----	-----	-----
Velocity	2.0	2.0	m/sec.
Pressure Drop	0.2	0.2	bar
Heat Transfer Characteristic:			
	400 000		K.cal/ hr
LMTD	55		°C
LMTD Correction Factor	1.00		-----
Shell Side Film Coef.	3010		K.cal/rm ² .C
Tube Side Film Coef.	3010		K.cal/rm ² .C
Total Fouling – Requested	0.000996		hr.m ² .C/k.cal
Total Fouling –Actual	0.00135		hr.m ² .C/k.cal
Overall “U” Valve	1004		K.cal/hr. m ² .C
Surface Area- Required	9.6		m ²

Storage Heat Exchanger Type HEX 0.80



Type HEX	Capacity Lt.	A	B	C	D	G	S.V
0.80	8000	4500	1690	2000	1590	DN 75	DN 25

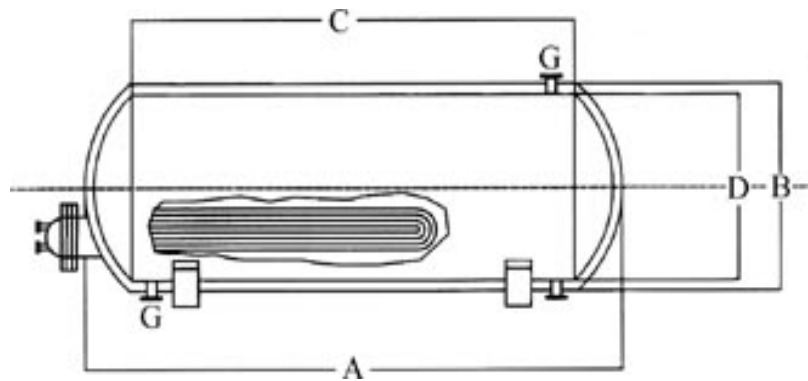
Technical Specification:

Type	: HEX 0.80.
Model	: U. tube, heat bundle, horizontal, Water to Water.
Working Press	: 4 bar. (10 bar option)
Testing Press	: 6 bar. (16 bar option)
Material	: Shell : Stainless steel (304/316) / Carbon steel epoxy lining / Copper / Galvanized. : Tube sheet : Stainless steel (304/316) / Carbon steel epoxy lining / Copper / Galvanized. : Baffles : Stainless steel (304/316) / Carbon steel epoxy lining / Copper / Galvanized. : Coil : Stainless steel (304/316) / Carbon steel / Copper ¾ inch.
Storage Capacity	: 8000 Lt.
Water Heating Up	: 5-60° C.
Connections	: Water Inlet : DN 75, PN 16. : Water Outlet : DN 75, PN 16. : Domestic Water : DN 75, PN 16. : Cold Water Inlet : DN 75, PN 16.
Insulation	: 50 mm of glass wool, density 24 Kg m ³ Cladded by stainless steel sheets (Mirror 304).
Gas Kets	: Amient-lead sealing.
Painting	: Silver Enamel, anti corrosion, heat resistance coating.
Platform	: Channel section, height: 15 cm.

Performance Data: (Example for St. St. 304 material)

	Tube Side	Shell Side	
	Water	Water	
Fluid Cir.			
Total Flow	20000	20000	L/hr
Specific Gravity.	0.98	0.98	-----
Specific Heat.	4.18	4.18	K.J/Kg.C
Viscosity	0.41	0.41	Centipoises
Thermal Conductivity	0.66	0.66	W/m.k.
Inlet Temperature.	15	90	° C
Outlet Temperature.	35	70	° C
Steam Pressure	-----	-----	-----
Velocity	2.0	2.0	m/sec.
Pressure Drop	0.2	0.2	bar
Heat Transfer Characteristic:			
	400 000		K.cal/ hr
LMTD	55		°C
LMTD Correction Factor	1.00		-----
Shell Side Film Coef.	3010		K.cal/rm ² .C
Tube Side Film Coef.	3010		K.cal/rm ² .C
Total Fouling – Requested	0.000996		hr.m ² .C/k.cal
Total Fouling –Actual	0.00135		hr.m ² .C/k.cal
Overall “U” Valve	1004		K.cal/hr. m ² .C
Surface Area- Required	9.6		m ²

Storage Heat Exchanger Type HEX 1.00



Type HEX	Capacity Lt.	A	B	C	D	G	S.V
1.00	10000	5500	1690	5000	1590	DN 75	DN 25

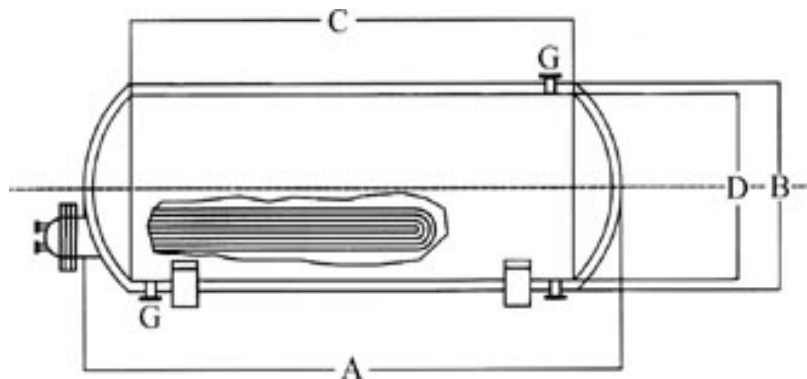
Technical Specification:

Type	: HEX 1.00.
Model	: U. tube, heat bundle, horizontal, Water to Water.
Working Press	: 4 bar. (10 bar option)
Testing Press	: 6 bar. (16 bar option)
Material	: Shell : Stainless steel (304/316) / Carbon steel epoxy lining / Copper / Galvanized. : Tube sheet : Stainless steel (304/316) / Carbon steel epoxy lining / Copper / Galvanized. : Baffles : Stainless steel (304/316) / Carbon steel epoxy lining / Copper / Galvanized. : Coil : Stainless steel (304/316) / Carbon steel / Copper ¾ inch.
Storage Capacity	: 10000 Lt.
Water Heating Up	: 5-60° C.
Connections	: Water Inlet : DN 75, PN 16. : Water Outlet : DN 75, PN 16. : Domestic Water : DN 75, PN 16. : Cold Water Inlet : DN 75, PN 16.
Insulation	: 50 mm of glass wool, density 24 Kg m ³ Cladded by stainless steel sheets (Mirror 304).
Gas Kets	: Amient-lead sealing.
Painting	: Silver Enamel, anti corrosion, heat resistance coating.
Platform	: Channel section, height: 15 cm.

Performance Data: (Example for St. St. 304 material)

	Tube Side	Shell Side	
Fluid Cir.	Water	Water	
Total Flow	30000	30000	L/hr
Specific Gravity.	0.98	0.98	-----
Specific Heat.	4.18	4.18	K.J/Kg.C
Viscosity	0.41	0.41	Centipoises
Thermal Conductivity	0.66	0.66	W/m.k.
Inlet Temperature.	15	90	° C
Outlet Temperature.	35	70	° C
Steam Pressure	-----	-----	-----
Velocity	2.0	2.0	m/sec.
Pressure Drop	0.2	0.2	bar
Heat Transfer Characteristic:			
	600 000		K.cal/ hr
LMTD	55		°C
LMTD Correction Factor	1.00		-----
Shell Side Film Coef.	3010		K.cal/rm ² .C
Tube Side Film Coef.	3010		K.cal/rm ² .C
Total Fouling – Requested	0.000996		hr.m ² .C/k.cal
Total Fouling –Actual	0.00135		hr.m ² .C/k.cal
Overall “U” Valve	1004		K.cal/hr. m ² .C
Surface Area- Required	13.4		m ²

Storage Heat Exchanger Type HEX 1.20



Type HEX	Capacity Lt.	A	B	C	D	G	S.V
1.20	12000	5000	1910	4500	1810	DN 75	DN 25

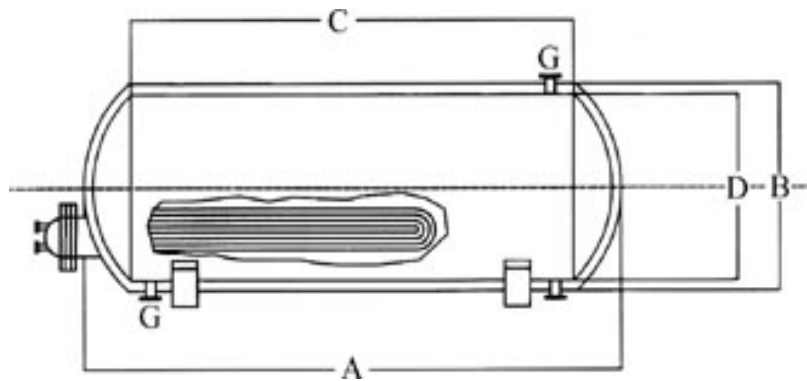
Technical Specification:

Type	: HEX 1.20.
Model	: U. tube, heat bundle, horizontal, Water to Water.
Working Press	: 4 bar. (10 bar option)
Testing Press	: 6 bar. (16 bar option)
Material	: Shell : Stainless steel (304/316) / Carbon steel epoxy lining / Copper / Galvanized. : Tube sheet : Stainless steel (304/316) / Carbon steel epoxy lining / Copper / Galvanized. : Baffles : Stainless steel (304/316) / Carbon steel epoxy lining / Copper / Galvanized. : Coil : Stainless steel (304/316) / Carbon steel / Copper ¾ inch.
Storage Capacity	: 12000 Lt.
Water Heating Up	: 5-60° C.
Connections	: Water Inlet : DN 75, PN 16. : Water Outlet : DN 75, PN 16. : Domestic Water : DN 75, PN 16. : Cold Water Inlet : DN 75, PN 16.
Insulation	: 50 mm of glass wool, density 24 Kg m ³ Cladded by stainless steel sheets (Mirror 304).
Gas Kets	: Amient-lead sealing.
Painting	: Silver Enamel, anti corrosion, heat resistance coating.
Platform	: Channel section, height: 15 cm.

Performance Data: (Example for St. St. 304 material)

	Tube Side	Shell Side	
Fluid Cir.	Water	Water	
Total Flow	30000	30000	L/hr
Specific Gravity.	0.98	0.98	-----
Specific Heat.	4.18	4.18	K.J/Kg.C
Viscosity	0.41	0.41	Centipoises
Thermal Conductivity	0.66	0.66	W/m.k.
Inlet Temperature.	15	90	° C
Outlet Temperature.	35	70	° C
Steam Pressure	-----	-----	-----
Velocity	2.0	2.0	m/sec.
Pressure Drop	0.2	0.2	bar
Heat Transfer Characteristic:			
	600 000		K.cal/ hr
LMTD	55		°C
LMTD Correction Factor	1.00		-----
Shell Side Film Coef.	3010		K.cal/rm ² .C
Tube Side Film Coef.	3010		K.cal/rm ² .C
Total Fouling – Requested	0.000996		hr.m ² .C/k.cal
Total Fouling –Actual	0.00135		hr.m ² .C/k.cal
Overall “U” Valve	1004		K.cal/hr. m ² .C
Surface Area- Required	16.0		m ²

Storage Heat Exchanger Type HEX 1.40



Type HEX	Capacity Lt.	A	B	C	D	G	S.V
1.40	14000	5750	1910	5250	1810	DN 75	DN 32

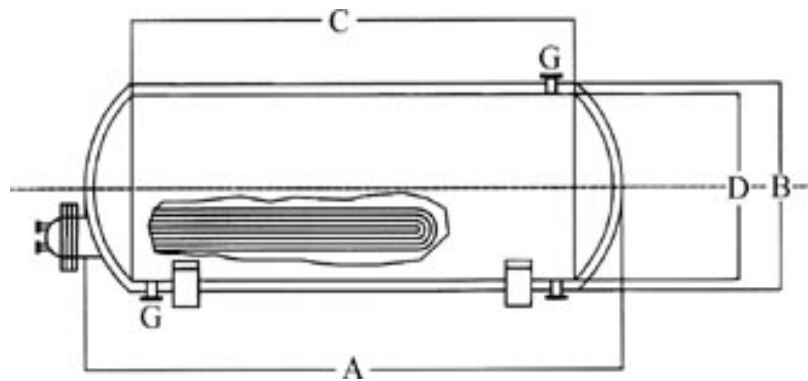
Technical Specification:

Type	: HEX 1.40.
Model	: U. tube, heat bundle, horizontal, Water to Water.
Working Press	: 4 bar. (10 bar option)
Testing Press	: 6 bar. (16 bar option)
Material	: Shell : Stainless steel (304/316) / Carbon steel epoxy lining / Copper / Galvanized. : Tube sheet : Stainless steel (304/316) / Carbon steel epoxy lining / Copper / Galvanized. : Baffles : Stainless steel (304/316) / Carbon steel epoxy lining / Copper / Galvanized. : Coil : Stainless steel (304/316) / Carbon steel / Copper ¾ inch.
Storage Capacity	: 14000 Lt.
Water Heating Up	: 5-60° C.
Connections	: Water Inlet : DN 75, PN 16. : Water Outlet : DN 75, PN 16. : Domestic Water : DN 75, PN 16. : Cold Water Inlet : DN 75, PN 16.
Insulation	: 50 mm of glass wool, density 24 Kg m ³ Cladded by stainless steel sheets (Mirror 304).
Gas Kets	: Amient-lead sealing.
Painting	: Silver Enamel, anti corrosion, heat resistance coating.
Platform	: Channel section, height: 15 cm.

Performance Data: (Example for St. St. 304 material)

	Tube Side	Shell Side	
Fluid Cir.	Water	Water	
Total Flow	37500	37500	L/hr
Specific Gravity.	0.98	0.98	-----
Specific Heat.	4.18	4.18	K.J/Kg.C
Viscosity	0.41	0.41	Centipoises
Thermal Conductivity	0.66	0.66	W/m.k.
Inlet Temperature.	15	90	° C
Outlet Temperature.	35	70	° C
Steam Pressure	-----	-----	-----
Velocity	2.0	2.0	m/sec.
Pressure Drop	0.2	0.2	bar
Heat Transfer Characteristic:			
	750 000		K.cal/ hr
LMTD	55		°C
LMTD Correction Factor	1.00		-----
Shell Side Film Coef.	3010		K.cal/rm ² .C
Tube Side Film Coef.	3010		K.cal/rm ² .C
Total Fouling – Requested	0.000996		hr.m ² .C/k.cal
Total Fouling –Actual	0.00135		hr.m ² .C/k.cal
Overall “U” Valve	1004		K.cal/hr. m ² .C
Surface Area- Required	18.5		m ²

Storage Heat Exchanger Type HEX 1.60



Type HEX	Capacity Lt.	A	B	C	D	G	S.V
1.60	16000	6500	1910	6000	1810	DN 75	DN 32

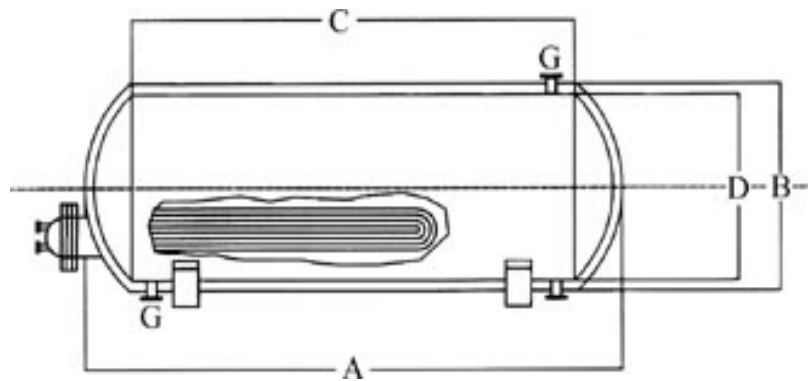
Technical Specification:

Type	: HEX 1.60.
Model	: U. tube, heat bundle, horizontal, Water to Water.
Working Press	: 4 bar. (10 bar option)
Testing Press	: 6 bar. (16 bar option)
Material	: Shell : Stainless steel (304/316) / Carbon steel epoxy lining / Copper / Galvanized. : Tube sheet : Stainless steel (304/316) / Carbon steel epoxy lining / Copper / Galvanized. : Baffles : Stainless steel (304/316) / Carbon steel epoxy lining / Copper / Galvanized. : Coil : Stainless steel (304/316) / Carbon steel / Copper ¾ inch.
Storage Capacity	: 16000 Lt.
Water Heating Up	: 5-60° C.
Connections	: Water Inlet : DN 75, PN 16. : Water Outlet : DN 75, PN 16. : Domestic Water : DN 75, PN 16. : Cold Water Inlet : DN 75, PN 16.
Insulation	: 50 mm of glass wool, density 24 Kg m ³ Cladded by stainless steel sheets (Mirror 304).
Gas Kets	: Amient-lead sealing.
Painting	: Silver Enamel, anti corrosion, heat resistance coating.
Platform	: Channel section, height: 15 cm.

Performance Data: (Example for St. St. 304 material)

	Tube Side	Shell Side	
	Water	Water	
Fluid Cir.			
Total Flow	45000	45000	L/hr
Specific Gravity.	0.98	0.98	-----
Specific Heat.	4.18	4.18	K.J/Kg.C
Viscosity	0.41	0.41	Centipoises
Thermal Conductivity	0.66	0.66	W/m.k.
Inlet Temperature.	15	90	° C
Outlet Temperature.	35	70	° C
Steam Pressure	-----	-----	-----
Velocity	2.0	2.0	m/sec.
Pressure Drop	0.2	0.2	bar
Heat Transfer Characteristic:			
	900 000		K.cal/ hr
LMTD	55		°C
LMTD Correction Factor	1.00		-----
Shell Side Film Coef.	3010		K.cal/rm ² .C
Tube Side Film Coef.	3010		K.cal/rm ² .C
Total Fouling – Requested	0.000996		hr.m ² .C/k.cal
Total Fouling –Actual	0.00135		hr.m ² .C/k.cal
Overall “U” Valve	1004		K.cal/hr. m ² .C
Surface Area- Required	20.1		m ²

Storage Heat Exchanger Type HEX 1.80



Type HEX	Capacity Lt.	A	B	C	D	G	S.V
1.80	18000	5000	2330	4500	2230	DN 75	DN 32

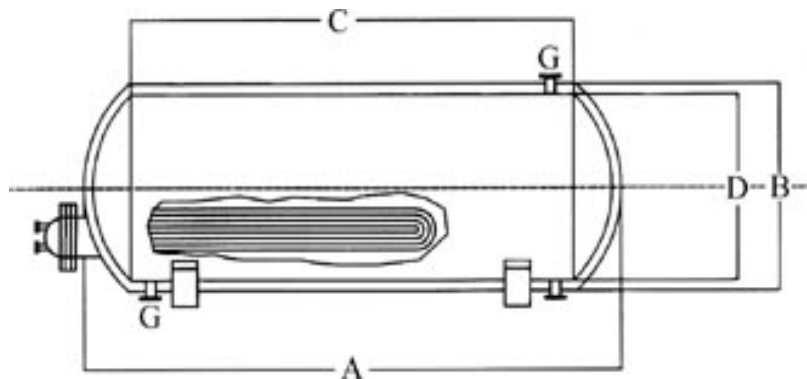
Technical Specification:

Type	: HEX 1.80.
Model	: U. tube, heat bundle, horizontal, Water to Water.
Working Press	: 4 bar. (10 bar option)
Testing Press	: 6 bar. (16 bar option)
Material	: Shell : Stainless steel (304/316) / Carbon steel epoxy lining / Copper / Galvanized. : Tube sheet : Stainless steel (304/316) / Carbon steel epoxy lining / Copper / Galvanized. : Baffles : Stainless steel (304/316) / Carbon steel epoxy lining / Copper / Galvanized. : Coil : Stainless steel (304/316) / Carbon steel / Copper ¾ inch.
Storage Capacity	: 18000 Lt.
Water Heating Up	: 5-60° C.
Connections	: Water Inlet : DN 75, PN 16. : Water Outlet : DN 75, PN 16. : Domestic Water : DN 75, PN 16. : Cold Water Inlet : DN 75, PN 16.
Insulation	: 50 mm of glass wool, density 24 Kg m ³ Cladded by stainless steel sheets (Mirror 304).
Gas Kets	: Amient-lead sealing.
Painting	: Silver Enamel, anti corrosion, heat resistance coating.
Platform	: Channel section, height: 15 cm.

Performance Data: (Example for St. St. 304 material)

	Tube Side	Shell Side	
	Water	Water	
Fluid Cir.			
Total Flow	50625	50625	L/hr
Specific Gravity.	0.98	0.98	-----
Specific Heat.	4.18	4.18	K.J/Kg.C
Viscosity	0.41	0.41	Centipoises
Thermal Conductivity	0.66	0.66	W/m.k.
Inlet Temperature.	15	90	° C
Outlet Temperature.	35	70	° C
Steam Pressure	-----	-----	-----
Velocity	2.0	2.0	m/sec.
Pressure Drop	0.2	0.2	bar
Heat Transfer Characteristic:			
	900 000		K.cal/ hr
LMTD	55		°C
LMTD Correction Factor	1.00		-----
Shell Side Film Coef.	3010		K.cal/rm ² .C
Tube Side Film Coef.	3010		K.cal/rm ² .C
Total Fouling – Requested	0.000996		hr.m ² .C/k.cal
Total Fouling –Actual	0.00135		hr.m ² .C/k.cal
Overall “U” Valve	1004		K.cal/hr. m ² .C
Surface Area- Required	23.6		m ²

Storage Heat Exchanger Type HEX 2.00



Type HEX	Capacity Lt.	A	B	C	D	G	S.V
2.00	20000	5500	2330	5000	2230	DN 100	DN 32

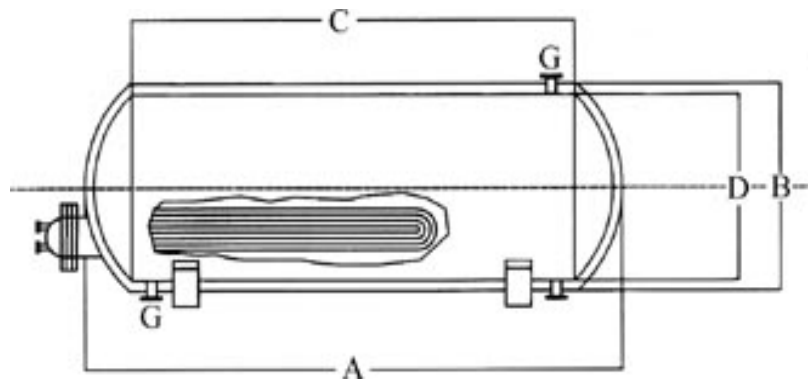
Technical Specification:

Type	: HEX 2.00.
Model	: U. tube, heat bundle, horizontal, Water to Water.
Working Press	: 4 bar. (10 bar option)
Testing Press	: 6 bar. (16 bar option)
Material	: Shell : Stainless steel (304/316) / Carbon steel epoxy lining / Copper / Galvanized. : Tube sheet : Stainless steel (304/316) / Carbon steel epoxy lining / Copper / Galvanized. : Baffles : Stainless steel (304/316) / Carbon steel epoxy lining / Copper / Galvanized. : Coil : Stainless steel (304/316) / Carbon steel / Copper ¾ inch.
Storage Capacity	: 20000 Lt.
Water Heating Up	: 5-60° C.
Connections	: Water Inlet : DN 75, PN 16. : Water Outlet : DN 75, PN 16. : Domestic Water : DN 100, PN 16. : Cold Water Inlet : DN 100, PN 16.
Insulation	: 50 mm of glass wool, density 24 Kg m ³ Cladded by stainless steel sheets (Mirror 304).
Gas Kets	: Amient-lead sealing.
Painting	: Silver Enamel, anti corrosion, heat resistance coating.
Platform	: Channel section, height: 15 cm.

Performance Data: (Example for St. St. 304 material)

	Tube Side	Shell Side	
	Water	Water	
Fluid Cir.			
Total Flow	50000	50000	L/hr
Specific Gravity.	0.98	0.98	-----
Specific Heat.	4.18	4.18	K.J/Kg.C
Viscosity	0.41	0.41	Centipoises
Thermal Conductivity	0.66	0.66	W/m.k.
Inlet Temperature.	15	90	° C
Outlet Temperature.	35	70	° C
Steam Pressure	-----	-----	-----
Velocity	2.0	2.0	m/sec.
Pressure Drop	0.2	0.2	bar
Heat Transfer Characteristic:			
	1000 000		K.cal/ hr
LMTD	55		°C
LMTD Correction Factor	1.00		-----
Shell Side Film Coef.	3010		K.cal/rm ² .C
Tube Side Film Coef.	3010		K.cal/rm ² .C
Total Fouling – Requested	0.000996		hr.m ² .C/k.cal
Total Fouling –Actual	0.00135		hr.m ² .C/k.cal
Overall “U” Valve	1004		K.cal/hr. m ² .C
Surface Area- Required	26.2		m ²

Storage Heat Exchanger Type HEX 2.2



Type HEX	Capacity Lt.	A	B	C	D	G	S.V
2.2	22000	6000	2330	5500	2230	DN 100	DN 32

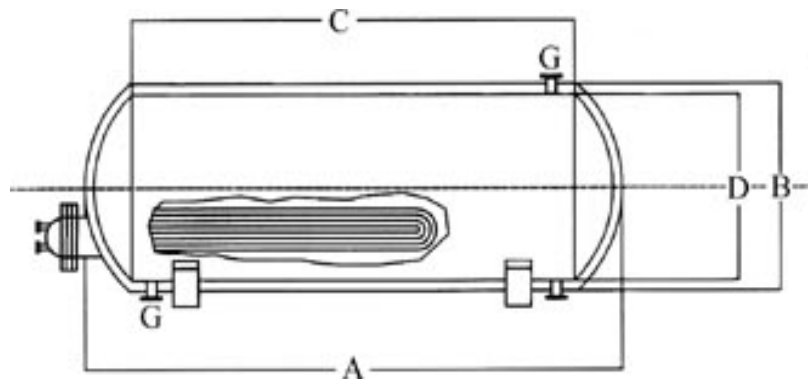
Technical Specification:

Type	: HEX 2.2.
Model	: U. tube, heat bundle, horizontal, Water to Water.
Working Press	: 4 bar. (10 bar option)
Testing Press	: 6 bar. (16 bar option)
Material	: Shell : Stainless steel (304/316) / Carbon steel epoxy lining / Copper / Galvanized. Tube sheet : Stainless steel (304/316) / Carbon steel epoxy lining / Copper / Galvanized. Baffles : Stainless steel (304/316) / Carbon steel epoxy lining / Copper / Galvanized. Coil : Stainless steel (304/316) / Carbon steel / Copper ¾ inch.
Storage Capacity	: 22000 Lt.
Water Heating Up	: 5-60° C.
Connections	: Water Inlet : DN 100, PN 16. Water Outlet : DN 100, PN 16. Domestic Water : DN 100, PN 16. Cold Water Inlet : DN 100, PN 16.
Insulation	: 50 mm of glass wool, density 24 Kg m ³ Cladded by stainless steel sheets (Mirror 304).
Gas Kets	: Amient-lead sealing.
Painting	: Silver Enamel, anti corrosion, heat resistance coating.
Platform	: Channel section, height: 15 cm.

Performance Data: (Example for St. St. 304 material)

	Tube Side	Shell Side	
	Water	Water	
Fluid Cir.			
Total Flow	61875	61875	L/hr
Specific Gravity.	0.98	0.98	-----
Specific Heat.	4.18	4.18	K.J/Kg.C
Viscosity	0.41	0.41	Centipoises
Thermal Conductivity	0.66	0.66	W/m.k.
Inlet Temperature.	15	90	° C
Outlet Temperature.	35	70	° C
Steam Pressure	-----	-----	-----
Velocity	2.0	2.0	m/sec.
Pressure Drop	0.2	0.2	bar
Heat Transfer Characteristic:			
	1200 000		K.cal/ hr
LMTD	55		°C
LMTD Correction Factor	1.00		-----
Shell Side Film Coef.	3010		K.cal/rm ² .C
Tube Side Film Coef.	3010		K.cal/rm ² .C
Total Fouling – Requested	0.000996		hr.m ² .C/k.cal
Total Fouling –Actual	0.00135		hr.m ² .C/k.cal
Overall “U” Valve	1004		K.cal/hr. m ² .C
Surface Area- Required	28.8		m ²

Storage Heat Exchanger Type HEX 2.4



Type HEX	Capacity Lt.	A	B	C	D	G	S.V
2.4	24000	6500	2330	6000	2230	DN 100	DN 32

Technical Specification:

Type	: HEX 2.4.		
Model	: U. tube, heat bundle, horizontal, Water to Water.		
Working Press	: 4 bar. (10 bar option)		
Testing Press	: 6 bar. (16 bar option)		
Material	: Shell	: Stainless steel (304/316) / Carbon steel epoxy lining / Copper / Galvanized.	
	: Tube sheet	: Stainless steel (304/316) / Carbon steel epoxy lining / Copper / Galvanized.	
	: Baffles	: Stainless steel (304/316) / Carbon steel epoxy lining / Copper / Galvanized.	
	: Coil	: Stainless steel (304/316) / Carbon steel / Copper ¾ inch.	
Storage Capacity	: 24000 Lt.		
Water Heating Up	: 5-60° C.		
Connections	: Water Inlet	: DN 100, PN 16.	
	: Water Outlet	: DN 100, PN 16.	
	: Domestic Water	: DN 100, PN 16.	
	: Cold Water Inlet	: DN 100, PN 16.	
Insulation	: 50 mm of glass wool, density 24 Kg m ³ Cladded by stainless steel sheets (Mirror 304).		
Gas Kets	: Amient-lead sealing.		
Painting	: Silver Enamel, anti corrosion, heat resistance coating.		
Platform	: Channel section, height: 15 cm.		

Performance Data: (Example for St. St. 304 material)

	Tube Side	Shell Side	
Fluid Cir.	Water	Water	
Total Flow	67500	67500	L/hr
Specific Gravity.	0.98	0.98	-----
Specific Heat.	4.18	4.18	K.J/Kg.C
Viscosity	0.41	0.41	Centipoises
Thermal Conductivity	0.66	0.66	W/m.k.
Inlet Temperature.	15	90	° C
Outlet Temperature.	35	70	° C
Steam Pressure	-----	-----	-----
Velocity	2.0	2.0	m/sec.
Pressure Drop	0.2	0.2	bar
Heat Transfer Characteristic:			
	1200 000		K.cal/ hr
LMTD	55		°C
LMTD Correction Factor	1.00		-----
Shell Side Film Coef.	3010		K.cal/rm ² .C
Tube Side Film Coef.	3010		K.cal/rm ² .C
Total Fouling – Requested	0.000996		hr.m ² .C/k.cal
Total Fouling –Actual	0.00135		hr.m ² .C/k.cal
Overall “U” Valve	1004		K.cal/hr. m ² .C
Surface Area- Required	31.4		m ²